

**Patients on antiplatelet / anticoagulant therapy other than aspirin will require that these be held as follows, or as directed:**

- Plavix - 5 days
- Coumadin - 5 days
- Xarelto - ≥ 48 hours
- Eliquis - ≥ 48 hours
- Pradaxa (Creatinine clearance > 50) – 5 days
- Pradaxa (Creatinine clearance < 50) – 5 days
- Other anticoagulant or antiplatelet: \_\_\_\_\_ Hold \_\_\_\_\_ days before procedure

### On the day before your procedure...

#### What You **CANNOT** do:

- **DO NOT** drink milk
- **DO NOT** eat solid foods
- **DO NOT** drink anything colored red or purple
- **DO NOT** drink alcoholic beverages

### On the day of your procedure...

- **DO NOT** eat solid foods.
- **Finish liquids at least 4 hours before your colonoscopy**, or as directed by your physician.

#### Any of the following liquids are OK to drink:

- Water
- Strained fruit juices (without pulp) including apple, orange, white grape, or white cranberry
- Limeade or lemonade
- Coffee or tea (**DO NOT** use any dairy or non-dairy creamer)
- Chicken broth
- Gelatin desserts without added fruit or topping (**NO RED OR PURPLE**)

#### Note:


- SUPREP Bowel Prep Kit is indicated for cleansing of the colon as a preparation for colonoscopy in adults
- Be sure to tell your doctor about all the medicines you take, including prescription and non-prescription medicines, vitamins, and herbal supplements. SUPREP Bowel Prep Kit may affect how other medicines work
- Medication taken by mouth may not be absorbed properly when taken within 1 hour before the start of each dose of SUPREP Bowel Prep Kit  
The most common adverse reactions after administration of SUPREP Bowel Prep Kit were overall discomfort, abdominal distention, abdominal pain, nausea, vomiting, and headache
- If you have any questions about taking SUPREP Bowel Prep Kit, call your doctor

SUPREP Bowel Prep Kit is a split-dose (2-day) regimen. Both 6-ounce bottles are required for a complete prep.

### FIRST DOSE: Begin Step 1 at \_\_\_\_\_ PM the evening before your procedure and proceed as shown below:


You must complete Steps 1 through 4 using one (1) 6-ounce bottle before going to bed:

#### STEP 1



Pour **ONE** (1) 6-ounce bottle of SUPREP liquid into the mixing container.

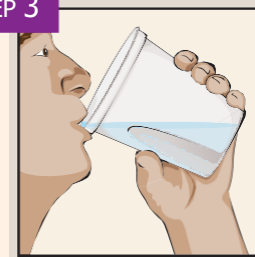
#### STEP 2



Add cool drinking water to the 16-ounce line on the container and mix.

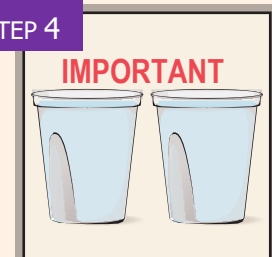
**NOTE:** Dilute the solution concentrate as directed prior to use.

#### STEP 3



Drink **ALL** the liquid in the container.

#### STEP 4



You **must** drink two (2) more 16-ounce containers of water over the next 1 hour.

### SECOND DOSE: Begin Step 1 at \_\_\_\_\_ AM the morning of your procedure and proceed as shown above:

For this dose, repeat Steps 1 through 4 shown above using the other 6-ounce bottle.

**NOTE:** You **must** finish drinking the final glass of water at least **4 hours**, or as directed, before your colonoscopy.